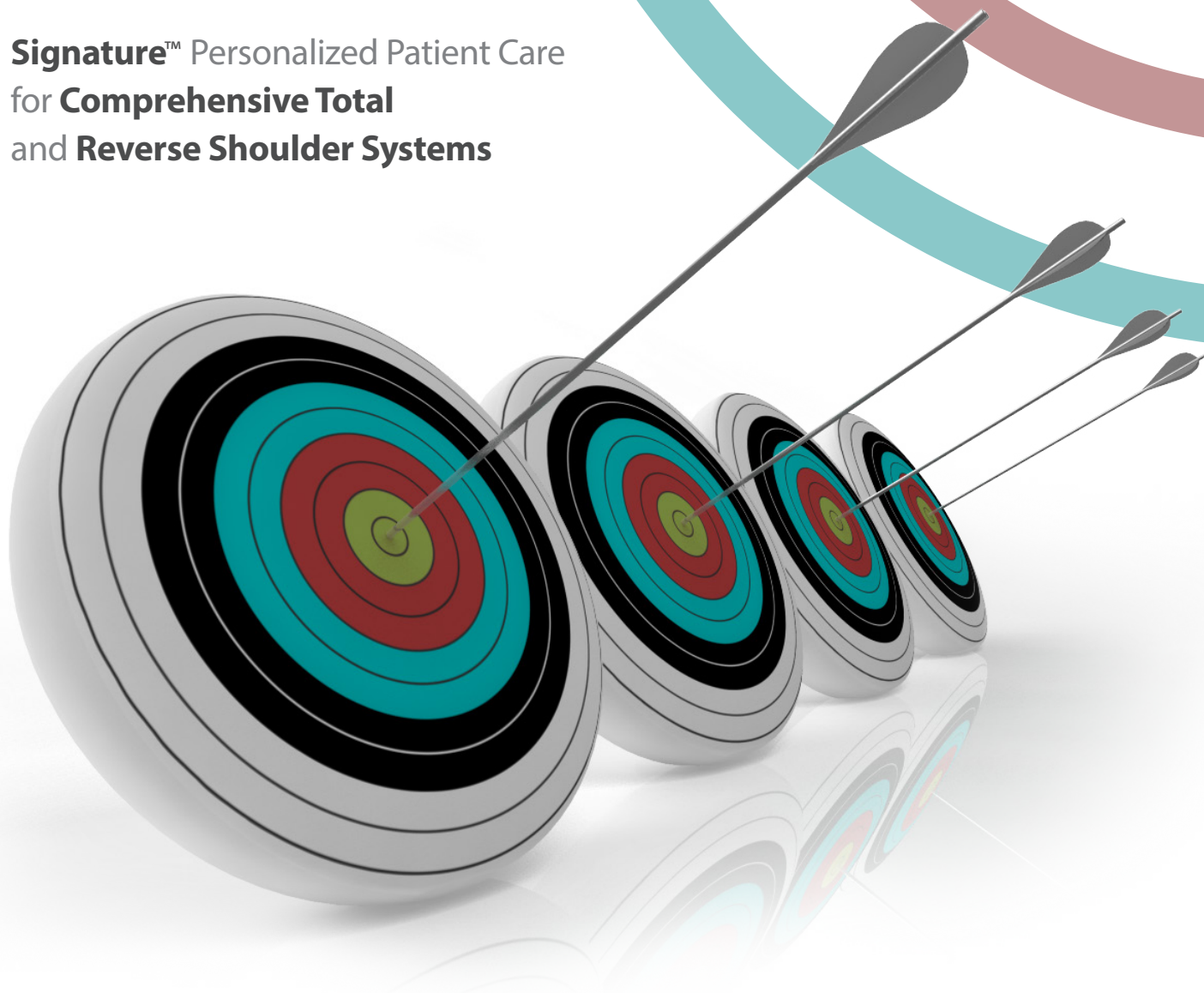


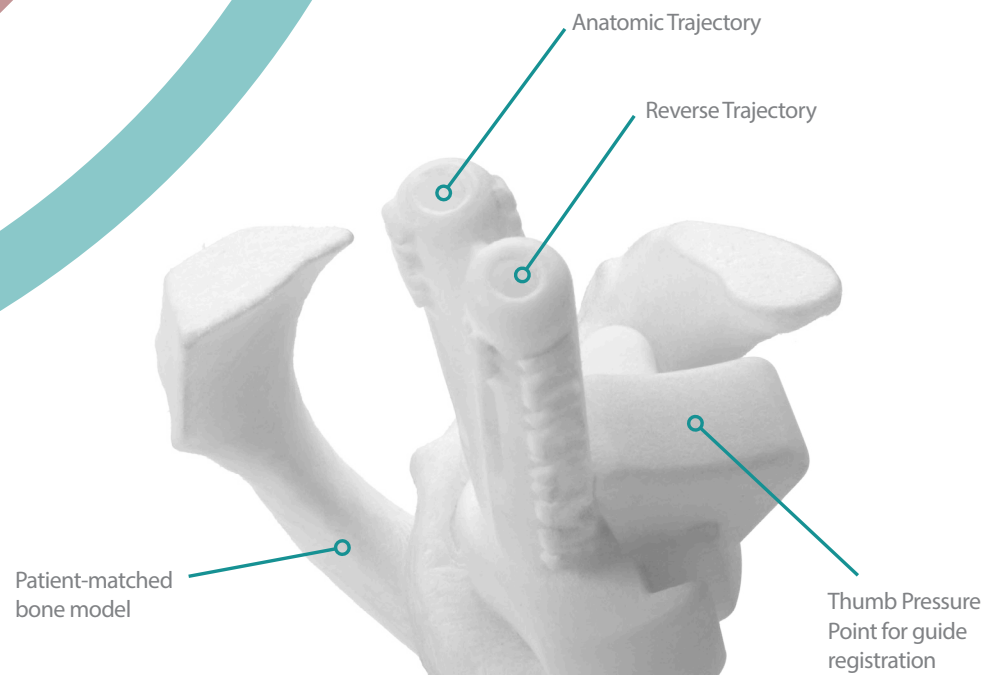
Multiple Targets.  
Same Results.

**Signature™** Personalized Patient Care  
for **Comprehensive Total**  
and **Reverse Shoulder Systems**



Product Brochure

**BIOMET**



## SPECIFICALLY CREATED FOR YOUR PATIENTS

With each patient-specific Signature™ guide, the surgeon will receive a bone model created from each patients' unique anatomy. The bone model allows for preoperative surgeon evaluation and intraoperative verification.

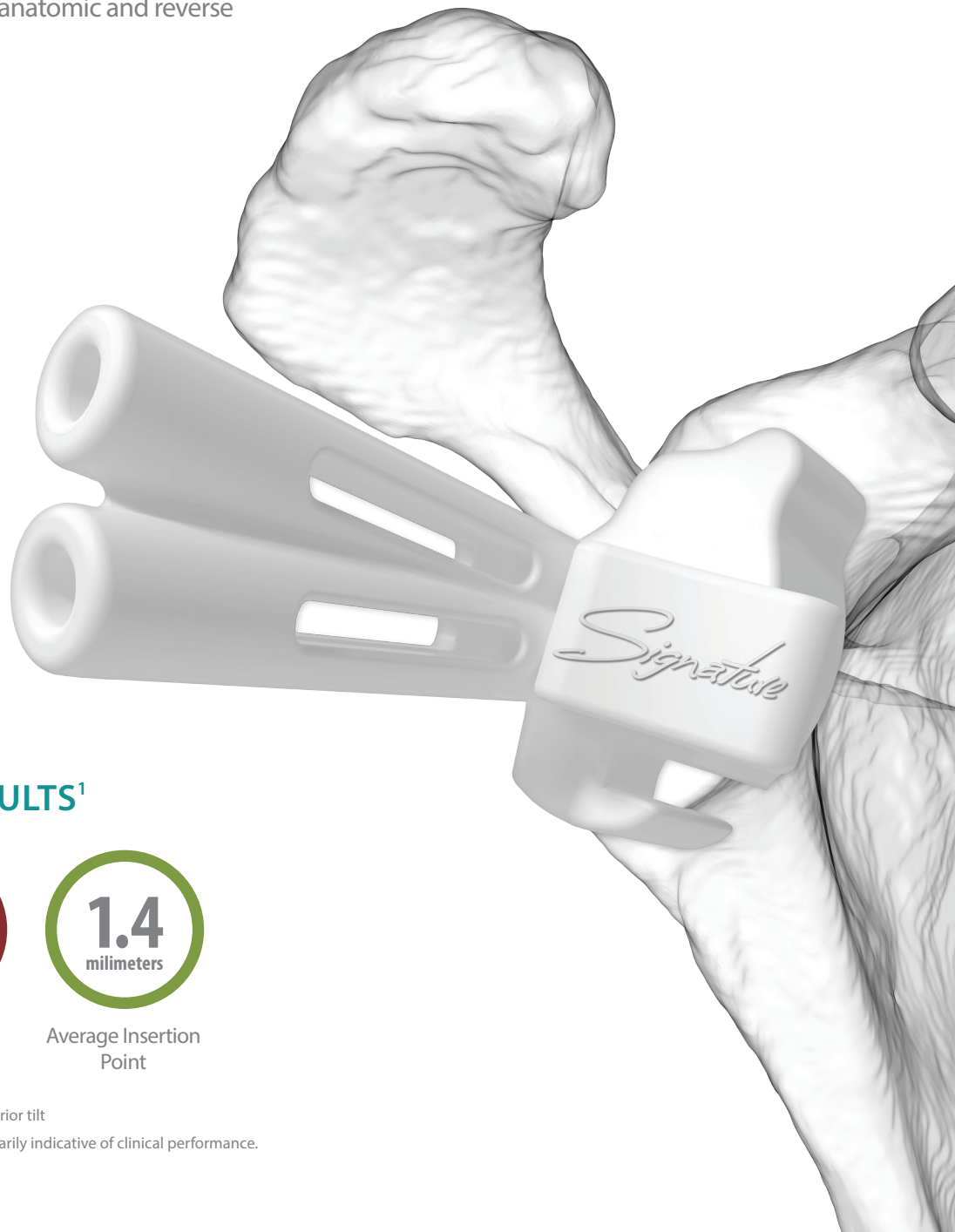
# THE **SIGNATURE**™ GLENOID SYSTEM



Multiple Targets. Same Results.

## SURGEON DESIGNED. PATIENT MATCHED.

The Signature™ Glenoid system is a patient-specific surgical positioning guide which offers a unique and tailored approach to shoulder arthroplasty. Using three dimensional CT imaging technology, these guides are created and based upon each patients' unique anatomy, offering personalized patient care and pin-point accuracy for both anatomic and reverse shoulder arthroplasty.



## DEMONSTRATED RESULTS<sup>1</sup>



Average  
Version



Average  
Inclination



Average Insertion  
Point

<sup>1</sup>\*negative reflects retroversion, positive reflects superior tilt

<sup>2</sup>\*\* Data on file at Biomet. Bench testing is not necessarily indicative of clinical performance.

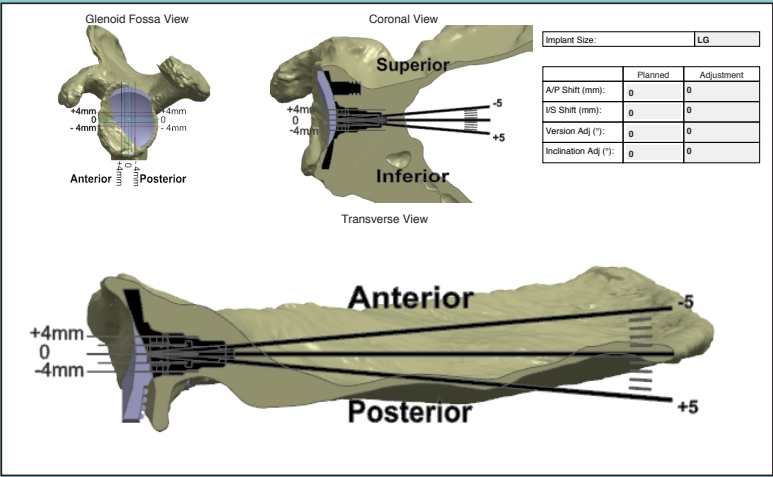
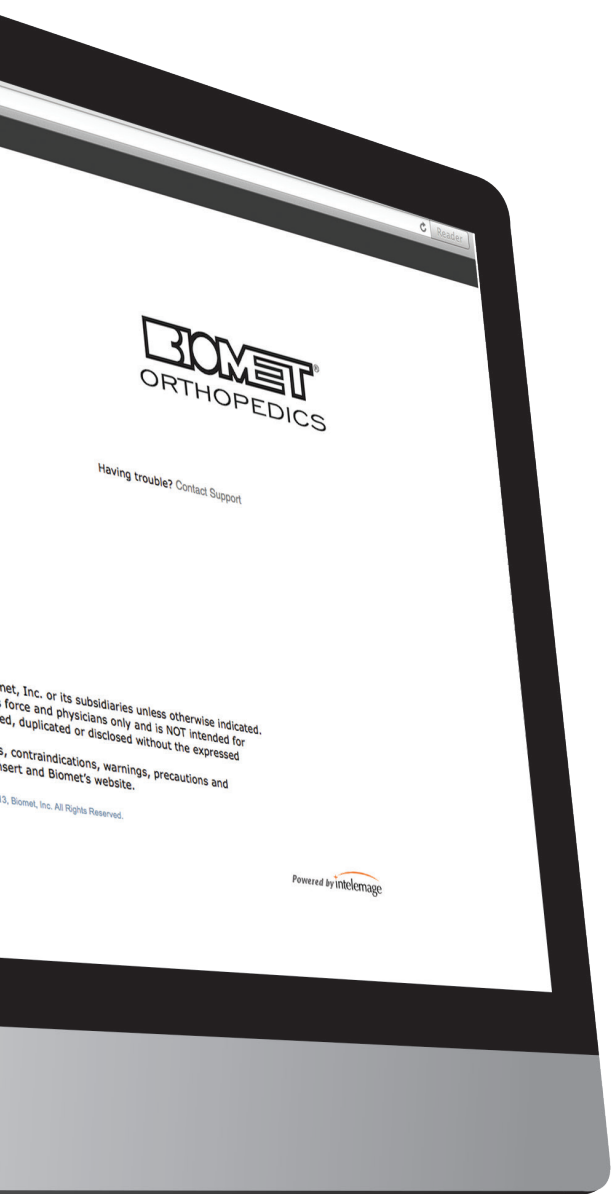


Multiple Targets. Same Results.

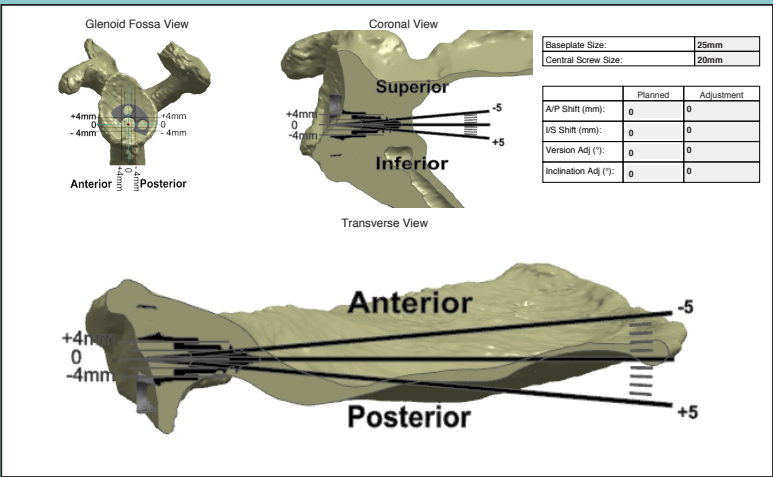


## INTERACTIVE PREOPERATIVE PLANNING

- Patient-specific images are featured for both anatomic and reverse procedures.
- The planning suite details the suggested position, orientation and size of each implant.
- Preoperative changes can be made by the surgeon and updated by the Biomet Signature™ team to create a customized plan for every patient.



Anatomic Plan



Reverse Plan


LET SIGNATURE™ **GUIDE** YOU





**Glenoid Sizer**

Low-profile design  
facilitates insertion  
into the joint, allowing  
for visualization and  
accurate placement




# ACCESS GLENOID INSTRUMENTATION



## Multiple Targets. Same Results.

### STREAMLINED 4-STEP APPROACH

Cannulated, compact and low-profile, the Comprehensive Access glenoid instruments are designed to simplify glenoid preparation, while providing surgeons unmatched visibility to the joint.



#### Peripheral Peg Guide

The hex-shaped quick connection provides multiple handle placement options

#### 2-in-1 Regenerex Post Reamer

Prepares the glenoid boss and post in one simple motion

#### Glenoid Reamer

Reduced geometry reamer for improved visualization and easy entry into the joint

### REDUCING COMPLEXITY WITH IMPROVED DESIGN

Eliminate the need for anti-rotation pegs. The quick-connect drill bits attach magnetically, streamlining peripheral peg preparation.



All trademarks herein are the property of Biomet, Inc. or its subsidiaries unless otherwise indicated.

This material is intended for the sole use and benefit of the Biomet sales force and physicians. It is not to be redistributed, duplicated or disclosed without the express written consent of Biomet.

For full prescribing information, including indications, contraindications, warnings, precautions and potential adverse effects, see the package insert herein and Biomet's website.

1. Pietrzak, William S., Ph.D. "Shoulder Alignment Obtained with the Signature™ Glenoid Guide System: A Cadaver Study." (2013)

# BIOMET

Responsible Manufacturer  
Biomet, Inc.  
P.O. Box 587  
56 E. Bell Drive  
Warsaw, Indiana 46581-0587  
USA